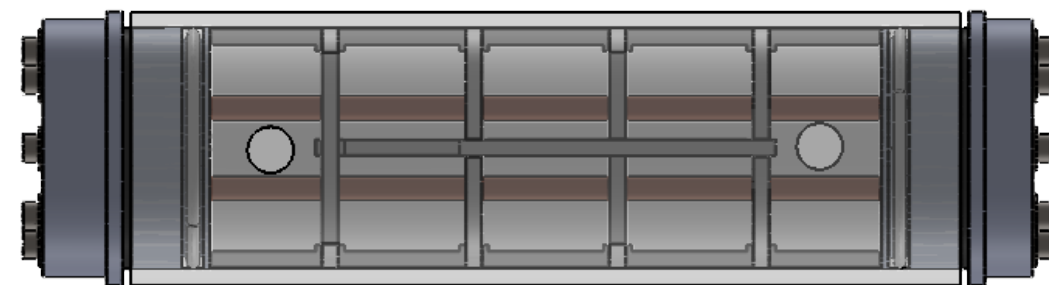
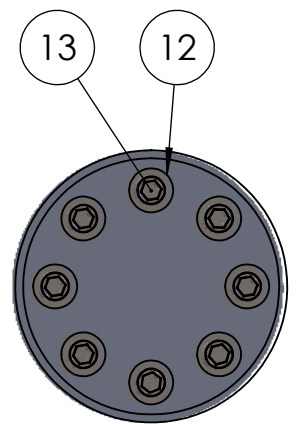
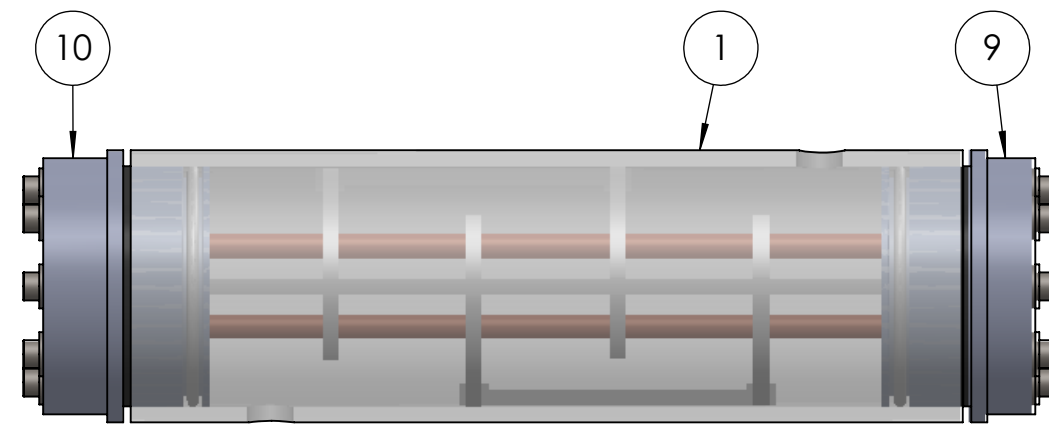
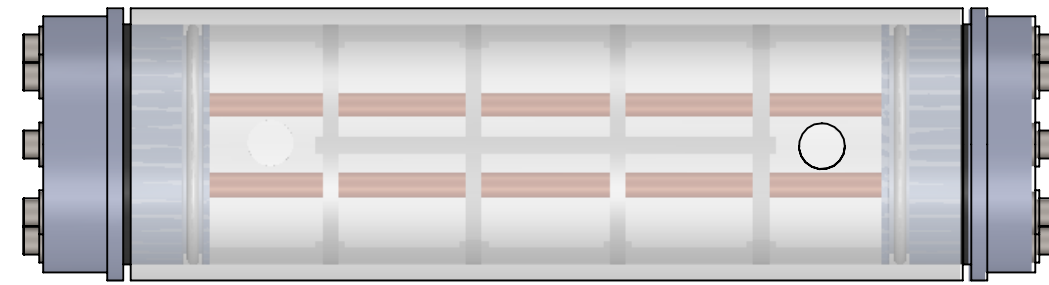


ITEM NO.	PART NUMBER	QTY.
1	Shell	1
2	Main baffle support	2
3	baffle	4
4	baffle stabilizer	2
5	Copper pipe	4
6	Inner End Caps	2
7	Gasket 2	1
8	Gasket 1	1
9	End Cap 1	1
10	End Cap 2	1
11	.3125-24x1.75 Cap head Allen	8
12	Washer	16
13	.3125-24x1.5 Cap head Allen	8
14	.1875 x 3.75 O-ring	2



UNLESS OTHERWISE SPECIFIED: DIMENSIONS ARE IN MILLIMETERS SURFACE FINISH: TOLERANCES: LINEAR: ANGULAR:		FINISH:		DEBURR AND BREAK SHARP EDGES		DO NOT SCALE DRAWING		REVISION	
	NAME	SIGNATURE	DATE						
DRAWN	Dennis Decker								
CHK'D									
APPV'D									
MFG						TITLE:			
Q.A				MATERIAL:					
				WEIGHT:		DWG NO.		A3	
						SCALE:1:5		SHEET 1 OF 1	